

KEY FACTS Latest Available Data

17m
People in Rural Poverty

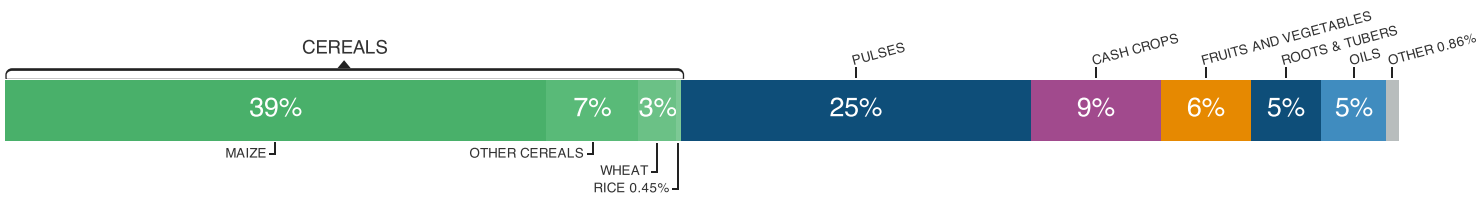
\$1400
GDP per capita

21%
Share of Population Undernourished

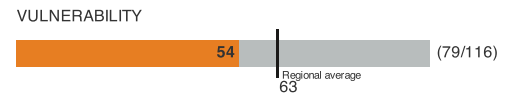
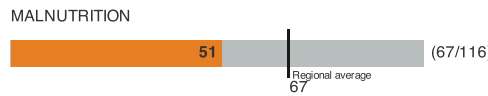
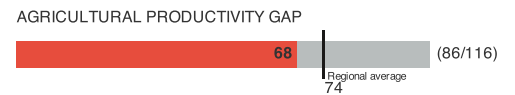
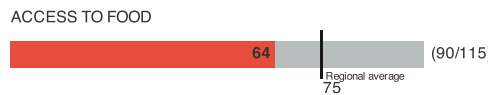
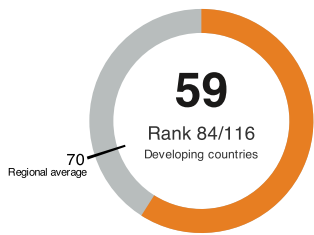
No data
Family Farm Share of Cropland

1.6 tons/ha
Cereal Yield, 3-year average

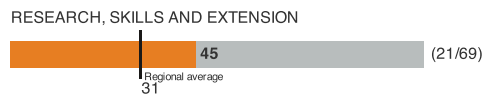
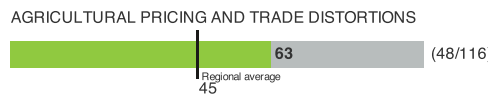
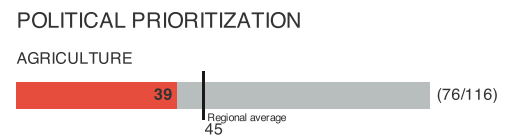
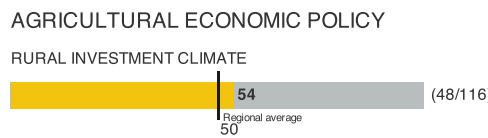
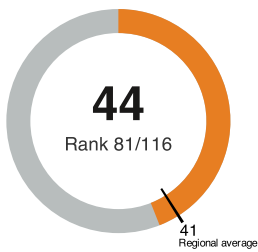
30%
Share of Agriculture in GDP



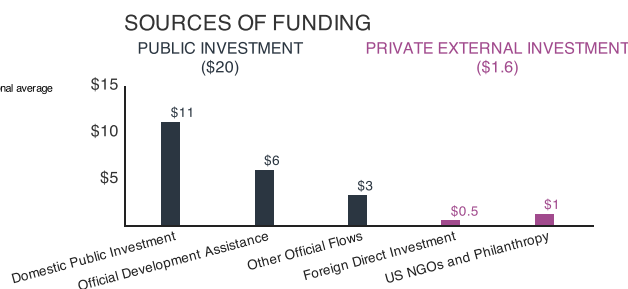
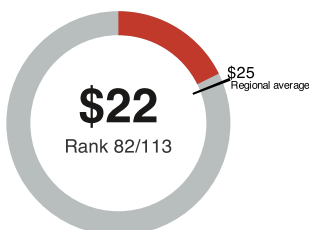
HOW GREAT ARE THE NEEDS IN KENYA? FNS Needs Index Scores



HOW STRONG IS THE FNS POLICY ENVIRONMENT? FNS Policies Index Scores



HOW MUCH IS PUBLICLY INVESTED IN FNS AID? FNS Resources per rural capita



KEY DEVELOPMENT PARTNERS

COUNTRY	TOTAL (\$)	SHARE OF EXTERNAL (ODA-OOF)
BILL & MELINDA GATES FOUNDATION	29M	10%
IDA	27M	9%
USA	27M	9%
GERMANY	23M	8%
AFDF (AFRICAN DEV.FUND)	22M	8%